


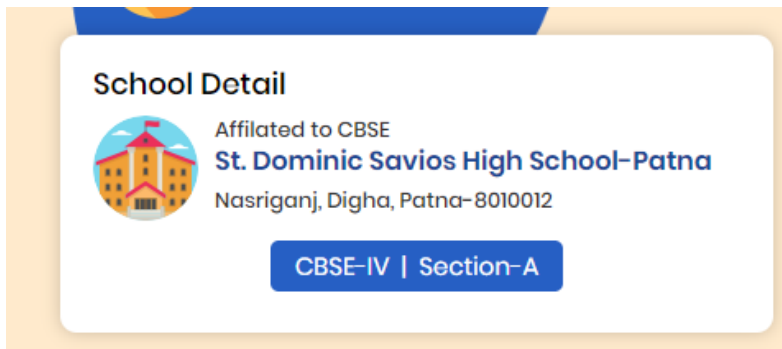
## **PROCESS FOR ONLINE CLASSES (STUDENTS)**

- Open the link: <http://emstage2.extramarks.com/>
- Click on Login Option
- Pop-Up will appear where we have to put the Username and Password.  
Username- Mobile Number (Number given in school)  
Password: 123456  
Click on LOG IN option
- Check your Name as shown in image: (Your name will appear where there is Red striker)

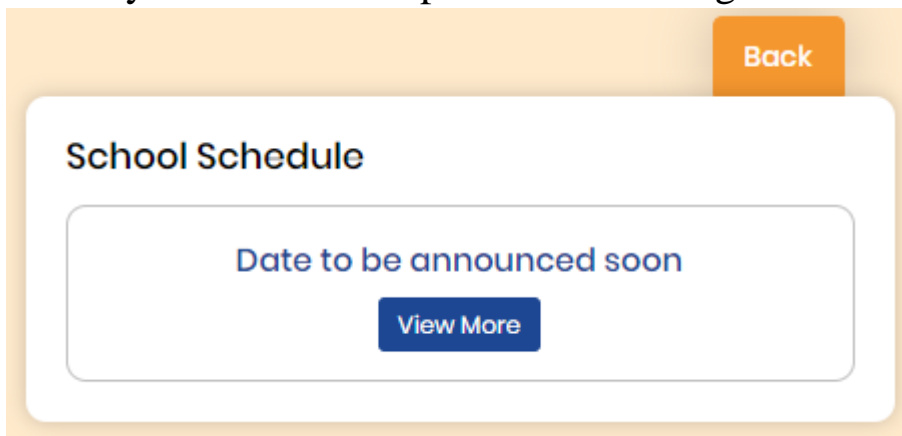


- Dashboard will appear  
Click on Go-To-School

- Check your details of your class and section as per image shown below:



- Check your schedule as per shown in image:



- If there is any upcoming session then it will show after clicking on View more option.
- After clicking on View more option, another pop up will appear where you will get all the upcoming or current session.
- Join on the session as per your class/schedule.

➤ You can check Homework & Worksheet as shown in image:

